

St. Elizabeth Seton Catholic Church
Carmel, IN

Elementary School Feasibility Survey



May 17, 2010

Approach

- Phase I: Team Composition and Orientation
- Phase II: Individual Team Assignments
- Phase III: Integration
- Phase IV: Parish Response
- Phase V: Recommendations

Objectives

- For Phase IV, a school feasibility study was chosen to determine:
 - Analysis of key components necessary to start an elementary school at St Elizabeth Seton Catholic Church (SEAS).
 - Parish support for continued planning efforts of a SEAS elementary school.
 - Initial indication of financial preference.
 - Recommendations to be made by the Committee to the Parish Council.

Methodology

- A survey was administered from April 23, 2010 until May 10, 2010.
- The survey took approximately five minutes to complete. It included opinion questions as well as basic demographic information.
- The survey was available in two formats to maximize convenience:
 - An online survey was made accessible via a link from the homepage of the SEAS website. It was programmed and hosted on secure servers by IndyFocus, Inc.
 - A paper survey was made available in each Mass for two weekends while the survey was conducted. All paper surveys were entered into the online system so that data could be processed in totality.

Methodology (continued)

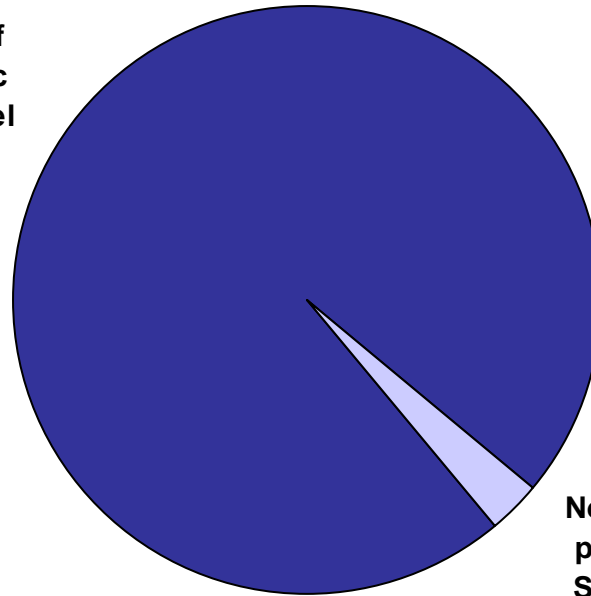
- The study was completed by Indy Focus, Inc., a marketing research company owned by SEAS Parishioners, Jeff and Ashley Shelton, at no cost to the church.

Parishioner Status

Q1. Are you currently...

440 participants

An enrolled
parishioner of
SEAS Catholic
Church, Carmel
IN, 97.3%



Not an enrolled
parishioner of
SEAS Catholic
Church, but
attend regularly,
2.7%

- Almost all of the survey participants were enrolled parishioners of SEAS.

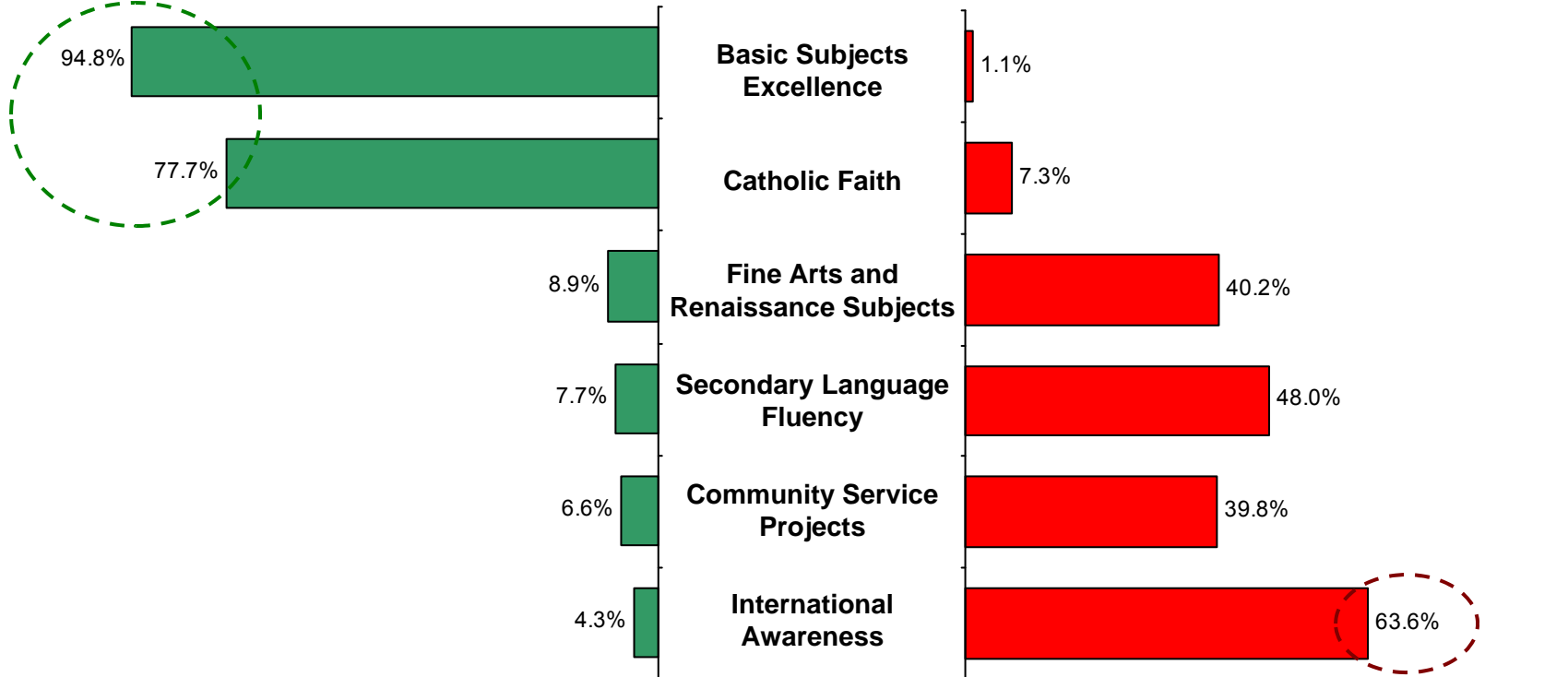
Curriculum Considerations

Q2. When thinking of curriculum considerations, rank the level of priority for each of the following with 1 as the HIGHEST priority and 6 as the LOWEST priority.

440 participants

Percent of Participants Ranking Curriculum Consideration More Important (First or Second)

Percent of Participants Ranking Curriculum Consideration Less Important (Fifth or Sixth)

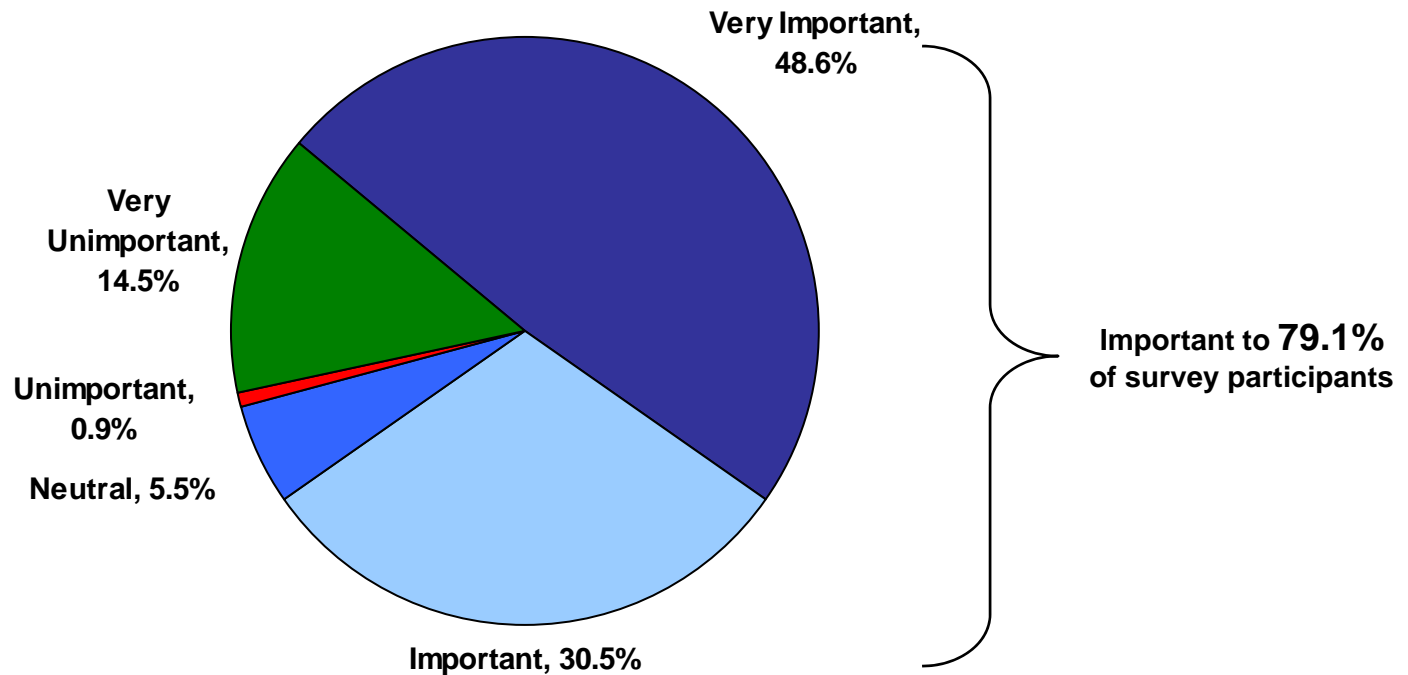


- Basic Subjects Excellence and Catholic Faith were the most important curriculum considerations to the participants.

Learning Technology

Q3. How important is the availability of learning technology to support the classroom learning experience?

440 participants



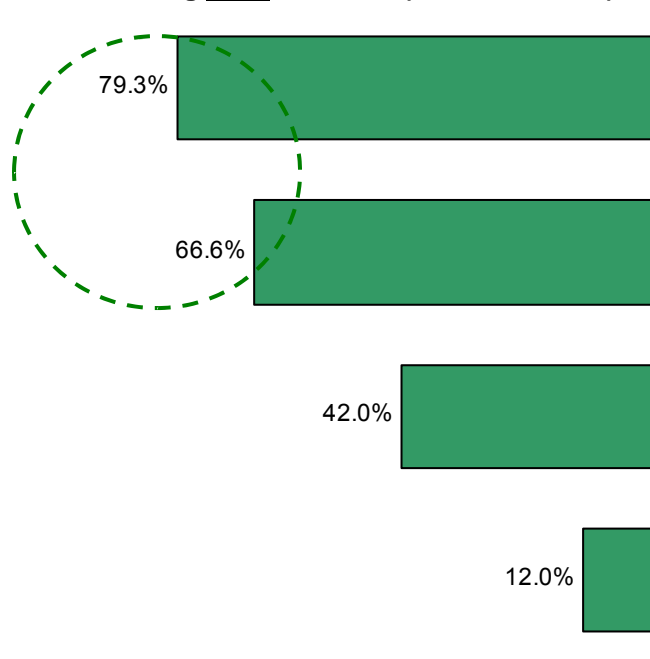
- More than three-fourths of the survey participants felt the availability of learning technology to support the classroom learning experience was important.

Financing Preferences

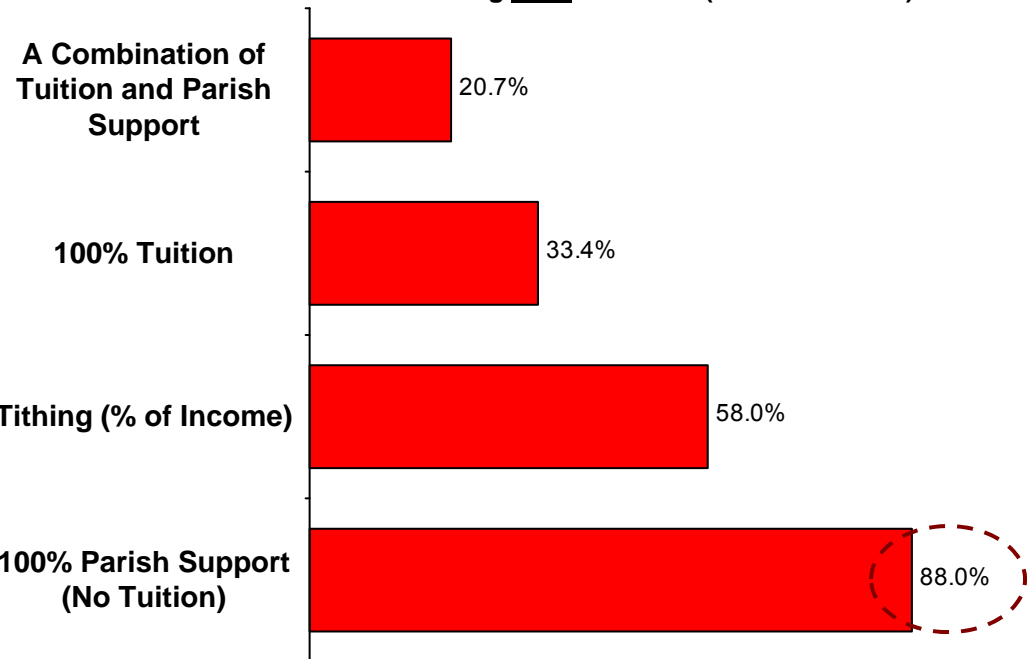
Q4. In the U.S., Catholic elementary schools are financed in one of four ways. Please indicate your preferred method of financing for a SEAS elementary school by ranking each of the four options, where 1 is your MOST preferred method and 4 is your LEAST preferred method.

440 participants

Percent of Participants Ranking Method of Financing More Preferred (First or Second)



Percent of Participants Ranking Method of Financing Less Preferred (Third or Fourth)



- The survey participants preferred method of financing for SEAS Elementary School to be a combination of tuition and parish support. Many also preferred 100% Tuition.

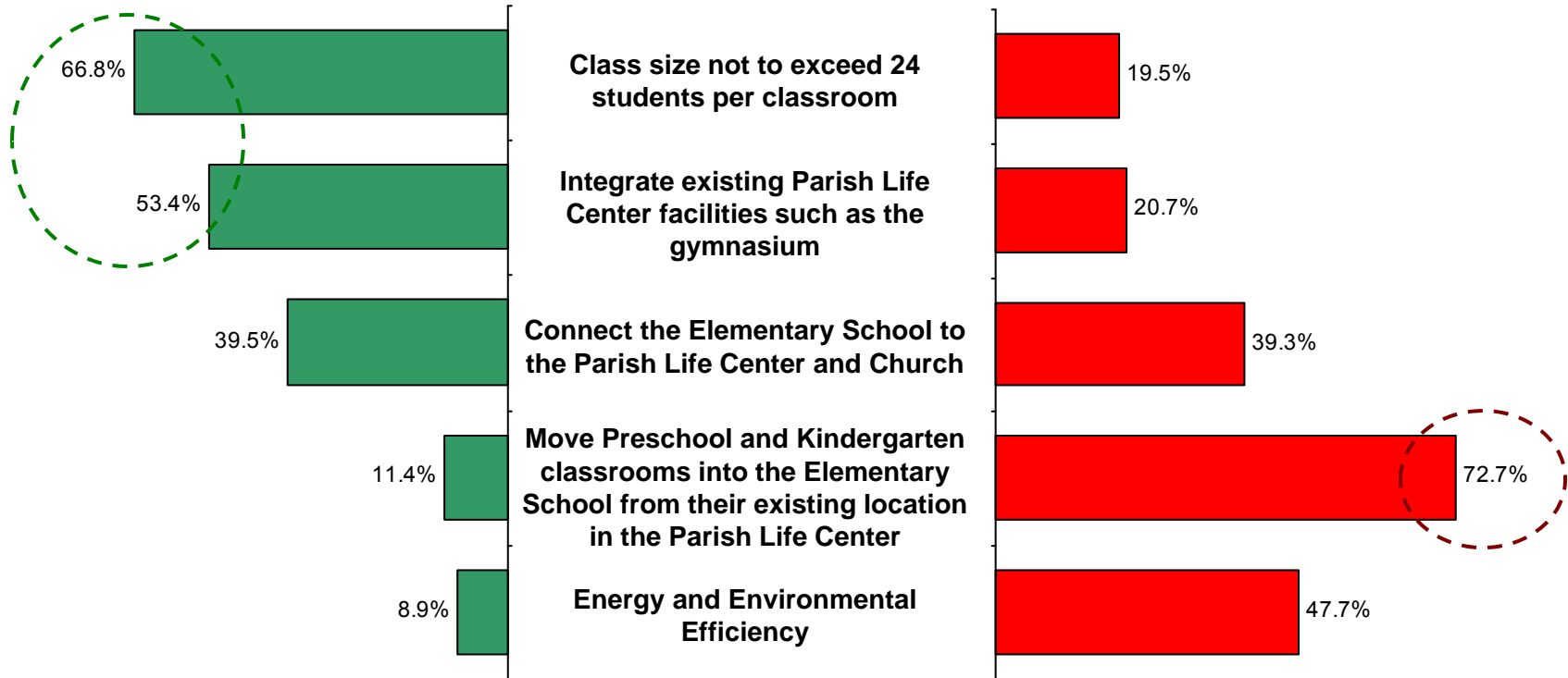
Preferred Facility Features

Q5. The existing SEAS property is large enough to accommodate an elementary school. Please rank your preference for the following five facility/building features, where 1 is the MOST important and 5 is the LEAST important.

440 participants

Percent of Participants Ranking Facility Features More Important (First or Second)

Percent of Participants Ranking Facility Features Less Important (Fifth or Sixth)

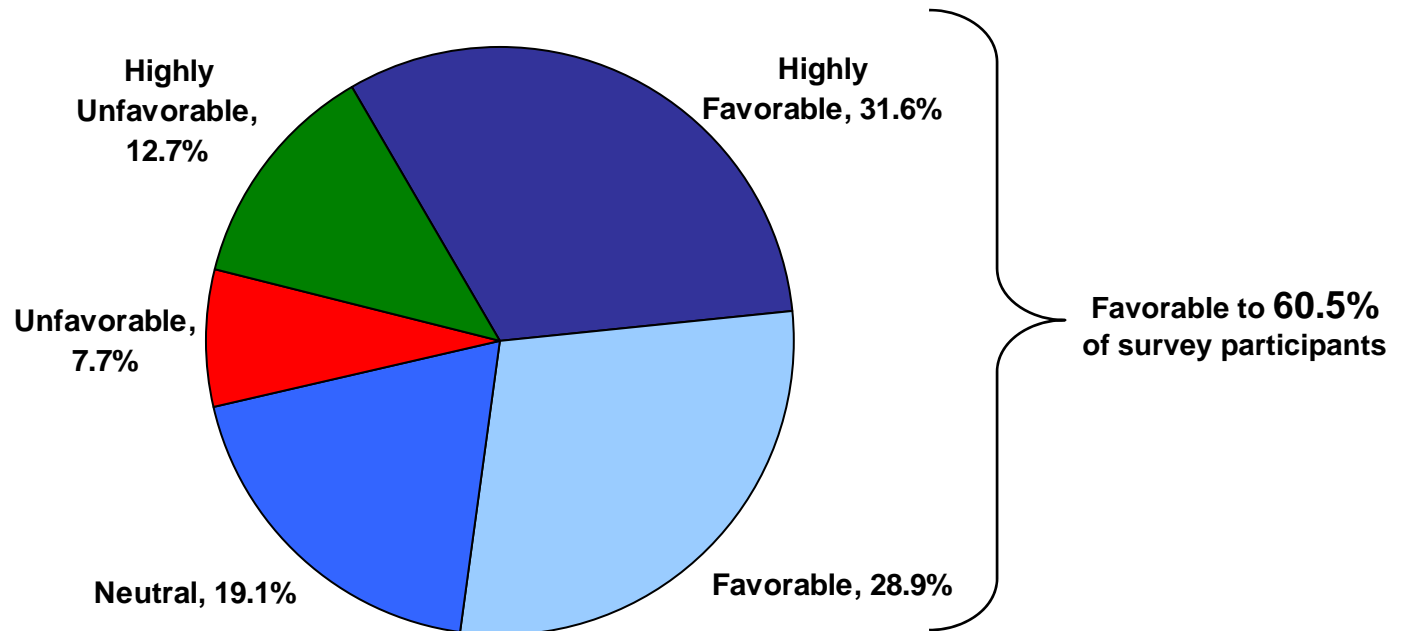


- Two-thirds of the participants preferred the class size not to exceed 24 students. Many also preferred integrating existing Parish Life Center facilities to accommodate an elementary school.

Favorability

Q6. Knowing the work of the SEAS Catholic Elementary School Study is preliminary, please identify how favorable you are to proceeding to a much more detailed planning effort.

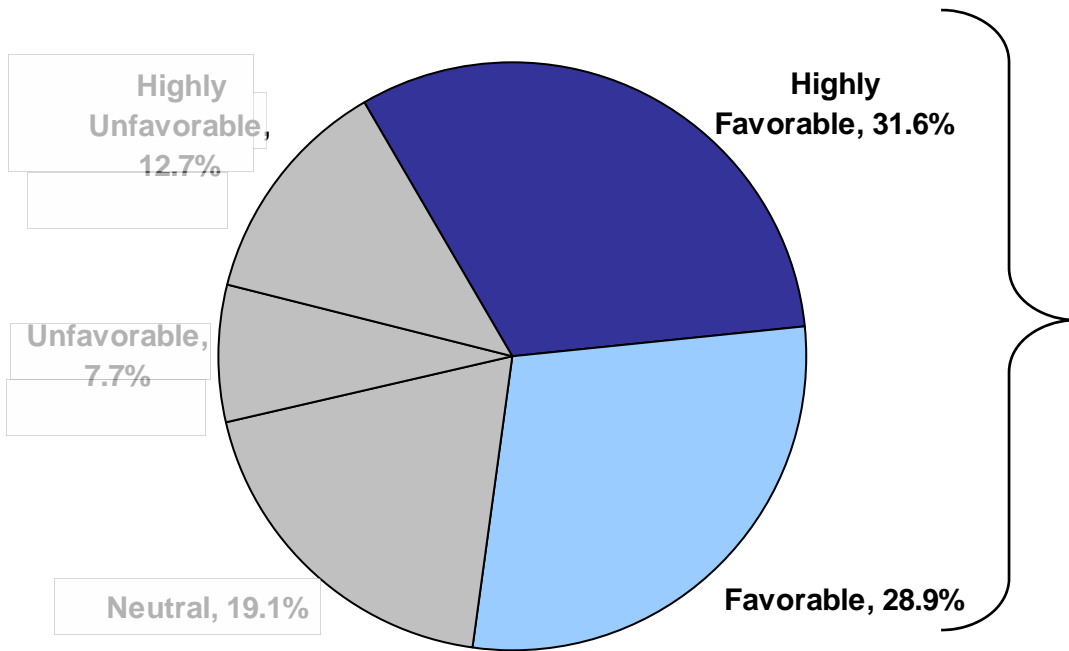
440 participants



- More than 60 percent of the survey participants felt favorably toward proceeding with a much more detailed planning effort for SEAS Elementary School.

Analysis of Favorability

Q6. Knowing the work of the SEAS Catholic Elementary School Study is preliminary, please identify how favorable you are to proceeding to a much more detailed planning effort.



No children under the age of 6 in household	72.2%
Children under the age of 6 in household	27.8%
Currently enrolled children at SEAS	15.0%
No children enrolled at SEAS	85.0%
Male	40.2%
Female	56.4%
Younger than 40	26.3%
40-49 years old	23.3%
50-59 years old	23.3%
60 or older	23.3%
Income less than \$40,000	7.5%
Income \$40,000-\$59,999	5.3%
Income \$60,000-\$74,999	4.1%
Income \$75,000-\$99,999	14.3%
Income \$100,000+	41.0%
Prefer not to disclose income	27.8%

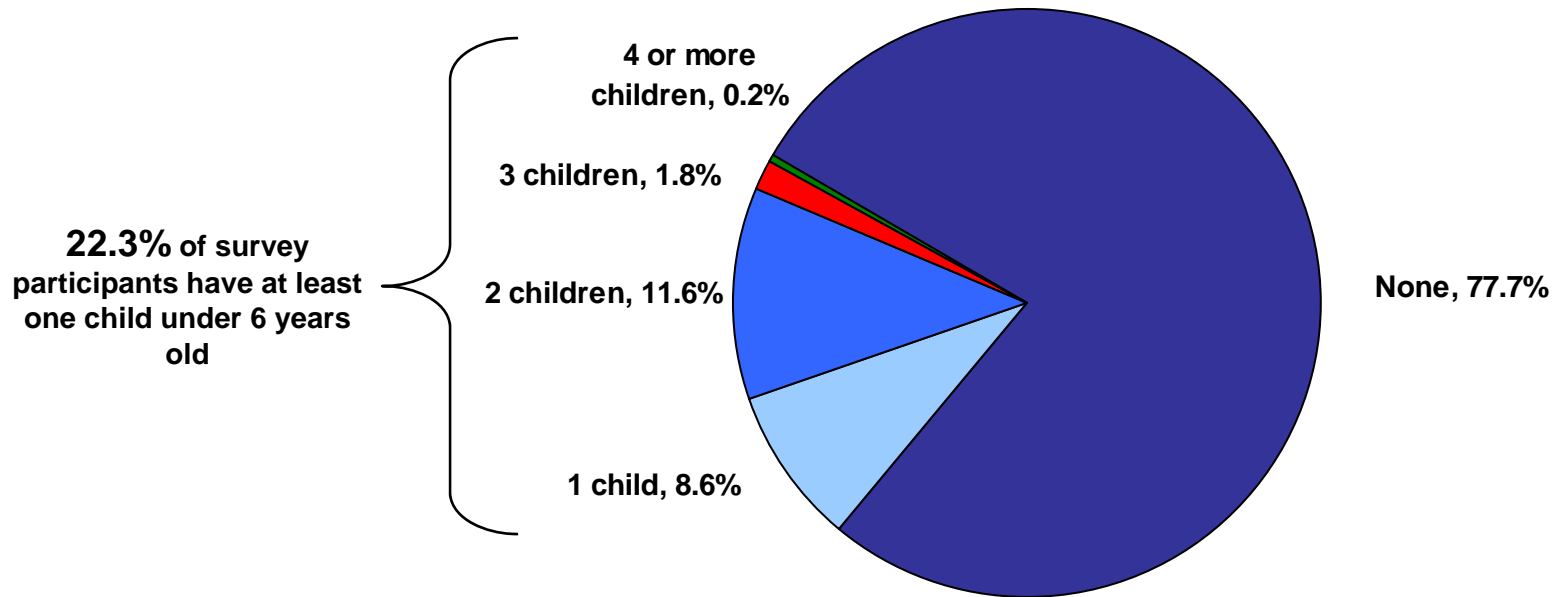
- There is a broad base of support for continued planning efforts for a SEAS Elementary School regardless of children in the household, gender, age or income.

Participant Demographics

Young Children in the Household

Q7. How many children do you have under 6 years of age?

440 participants

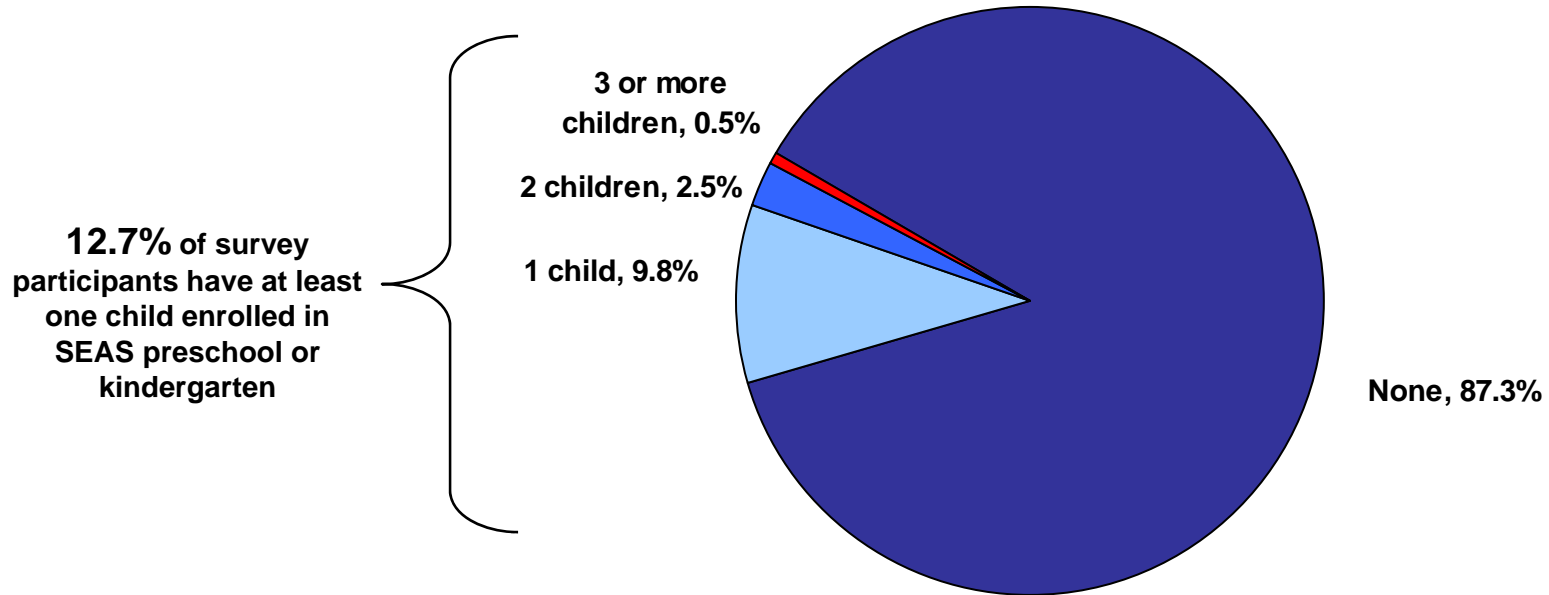


- About a quarter of survey participants had children under the age of six.

Children Enrolled in SEAS Preschool

Q8. How many children do you have currently enrolled in SEAS Preschool and/or Kindergarten?

440 participants

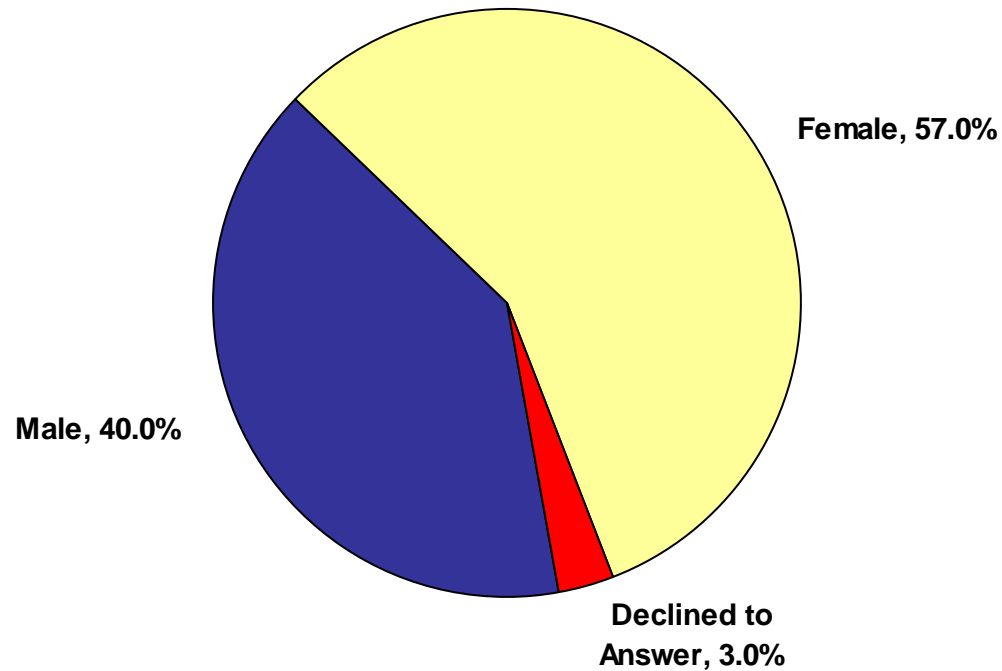


- About 13% of the survey participants had children currently enrolled in SEAS preschool or kindergarten.

Gender

Q9. What is your gender?

440 participants

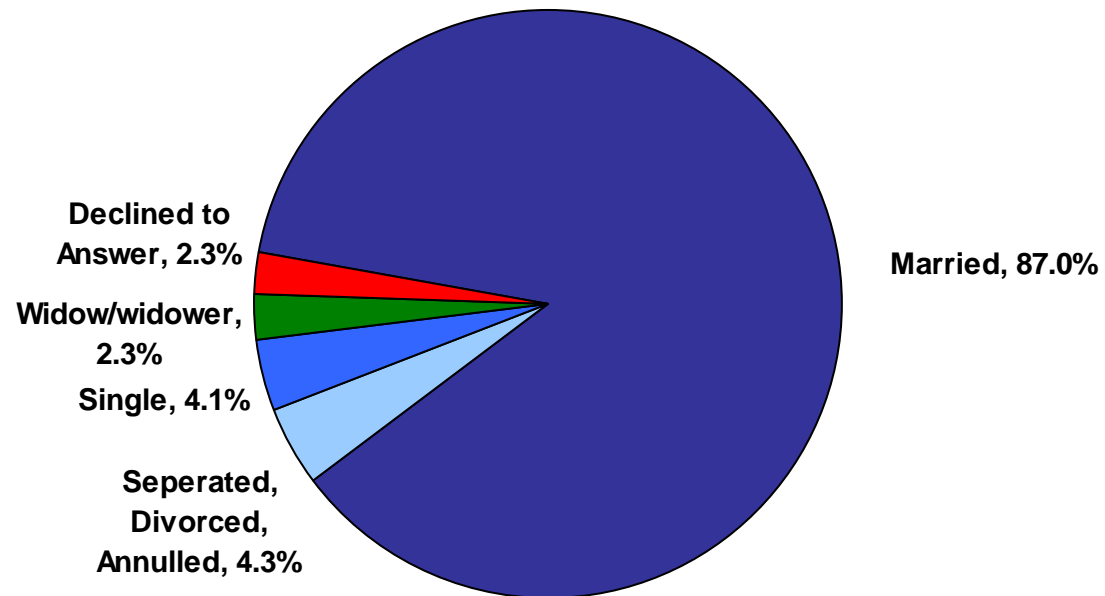


- Slightly more than half of the survey participants were women.

Martial Status

Q10. What is your current marital status?

440 participants

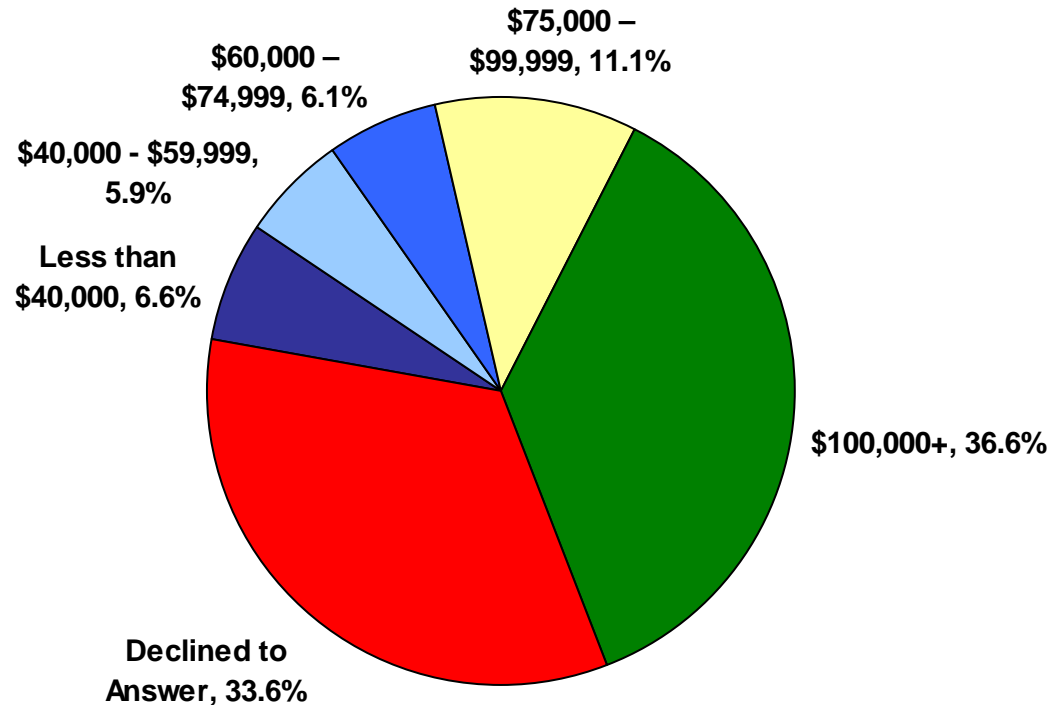


- A large majority of the survey participants were married.

Household Income

Q13. Please indicate the current level of your household income.

440 participants



- A third of the survey participants reported a household income over \$100,000.

Analysis by Income Range

Curriculum by Income Level

Q2. When thinking of curriculum considerations, rank the level of priority for each of the following with 1 as the HIGHEST priority and 6 as the LOWEST priority.

	Less than \$40,000	\$40,000 - \$59,999	\$60,000 – \$74,999	\$75,000 – \$99,999	\$100,000+	Declined to Answer
Percent of Participants Ranking Curriculum Consideration <u>More</u> Important (First or Second)	<i>29 participants</i>	<i>26 participants</i>	<i>27 participants</i>	<i>49 participants</i>	<i>161 participants</i>	<i>148 participants</i>
Basic Subjects Excellence	96.6%	96.2%	100.0%	93.9%	93.8%	94.6%
Catholic Faith	89.7%	84.6%	81.5%	81.6%	78.3%	71.6%
Fine Arts and Renaissance Subjects	3.4%	11.5%	3.7%	8.2%	9.9%	9.5%
Secondary Language Fluency	0.0%	7.7%	7.4%	2.0%	8.7%	10.1%
Community Service Projects	6.9%	0.0%	0.0%	6.1%	5.0%	10.8%
International Awareness	3.4%	0.0%	7.4%	8.2%	4.3%	3.4%
Percent of Participants Ranking Curriculum Consideration <u>Less</u> Important (Fifth or Sixth)						
Basic Subjects Excellence	0.0%	0.0%	0.0%	2.0%	1.2%	1.4%
Catholic Faith	0.0%	7.7%	7.4%	6.1%	6.2%	10.1%
Fine Arts and Renaissance Subjects	44.8%	26.9%	37.0%	42.9%	41.0%	40.5%
Secondary Language Fluency	69.0%	42.3%	66.7%	46.9%	46.0%	43.9%
Community Service Projects	17.2%	61.5%	29.6%	36.7%	39.8%	43.2%
International Awareness	69.0%	61.5%	59.3%	65.3%	65.8%	60.8%

- Regardless of income, the survey participants ranked Basic Subjects Excellence and Catholic Faith as the most important curriculum considerations.

Financing by Income Level

Q4. In the U.S., Catholic elementary schools are financed in one of four ways. Please indicate your preferred method of financing for a SEAS elementary school by ranking each of the four options, where 1 is your MOST preferred method and 4 is your LEAST preferred method.

	Less than \$40,000	\$40,000 - \$59,999	\$60,000 – \$74,999	\$75,000 – \$99,999	\$100,000+	Declined to Answer
Percent of Participants Ranking Method of Financing More Preferred (First or Second)	<i>29 participants</i>	<i>26 participants</i>	<i>27 participants</i>	<i>49 participants</i>	<i>161 participants</i>	<i>148 participants</i>
A Combination of Tuition and Parish Support	72.4%	76.9%	70.4%	85.7%	85.1%	74.3%
100% Tuition	62.1%	65.4%	74.1%	49.0%	67.1%	71.6%
Tithing (% of Income)	51.7%	53.8%	44.4%	38.8%	36.6%	44.4%
100% Parish Support (No Tuition)	13.8%	3.8%	11.1%	26.5%	11.2%	9.5%
Percent of Participants Ranking Method of Financing Less Preferred (Third or Fourth)						
A Combination of Tuition and Parish Support	27.6%	23.1%	29.6%	14.3%	14.9%	25.7%
100% Tuition	37.9%	34.6%	25.9%	51.0%	32.9%	28.4%
Tithing (% of Income)	48.3%	46.2%	55.6%	61.2%	63.4%	55.4%
100% Parish Support (No Tuition)	86.2%	96.2%	88.9%	73.5%	88.8%	90.5%

- Regardless of income, the survey participants preferred financing to be a combination of tuition and parish support. Higher income individuals preferred tithing less than lower income individuals.

Analysis by Number of Children Under the Age of Six

Curriculum by Young Children

Q2. When thinking of curriculum considerations, rank the level of priority for each of the following with 1 as the HIGHEST priority and 6 as the LOWEST priority.

	Number of Children Under Six Years Old			
	Zero children	1 Child	2 Children	3+ Children
Percent of Participants Ranking Curriculum Consideration <u>More</u> Important (First or Second)	<i>342 participants</i>	<i>38 participants</i>	<i>51 participants</i>	<i>9 participants</i>
Basic Subjects Excellence	94.4%	97.4%	98.0%	77.8%
Catholic Faith	80.4%	68.4%	62.7%	100.0%
Fine Arts and Renaissance Subjects	6.7%	13.2%	19.6%	11.1%
Secondary Language Fluency	8.2%	10.5%	3.9%	0.0%
Community Service Projects	6.1%	5.3%	9.8%	11.1%
International Awareness	4.1%	5.3%	5.9%	0.0%
Percent of Participants Ranking Curriculum Consideration <u>Less</u> Important (Fifth or Sixth)				
Basic Subjects Excellence	1.2%	0.0%	2.0%	0.0%
Catholic Faith	5.6%	13.2%	15.7%	0.0%
Fine Arts and Renaissance Subjects	40.9%	36.8%	37.3%	44.4%
Secondary Language Fluency	48.8%	47.4%	41.2%	55.6%
Community Service Projects	39.5%	36.8%	41.2%	55.6%
International Awareness	64.0%	65.8%	62.7%	44.4%

- The survey participants with three or more young children ranked Catholic Faith as the most important curriculum considerations more often than those with one or two young children.

Financing by Young Children

Q4. In the U.S., Catholic elementary schools are financed in one of four ways. Please indicate your preferred method of financing for a SEAS elementary school by ranking each of the four options, where 1 is your MOST preferred method and 4 is your LEAST preferred method.

	Number of Children Under Six Years Old			
	Zero children	1 Child	2 Children	3+ Children
Percent of Participants Ranking Method of Financing More Preferred (First or Second)	<i>342 participants</i>	<i>38 participants</i>	<i>51 participants</i>	<i>9 participants</i>
A Combination of Tuition and Parish Support	76.6%	89.5%	88.2%	88.9%
100% Tuition	72.2%	57.9%	41.2%	33.3%
Tithing (% of Income)	44.4%	26.3%	39.2%	33.3%
100% Parish Support (No Tuition)	6.7%	26.3%	31.4%	44.4%
Percent of Participants Ranking Method of Financing Less Preferred (Third or Fourth)				
A Combination of Tuition and Parish Support	23.4%	10.5%	11.8%	11.1%
100% Tuition	27.8%	42.1%	58.8%	66.6%
Tithing (% of Income)	55.6%	73.7%	60.8%	66.6%
100% Parish Support (No Tuition)	93.3%	73.7%	68.6%	55.6%

- **Regardless of the number of young children, the preferred financing was a combination of tuition and parish support.**